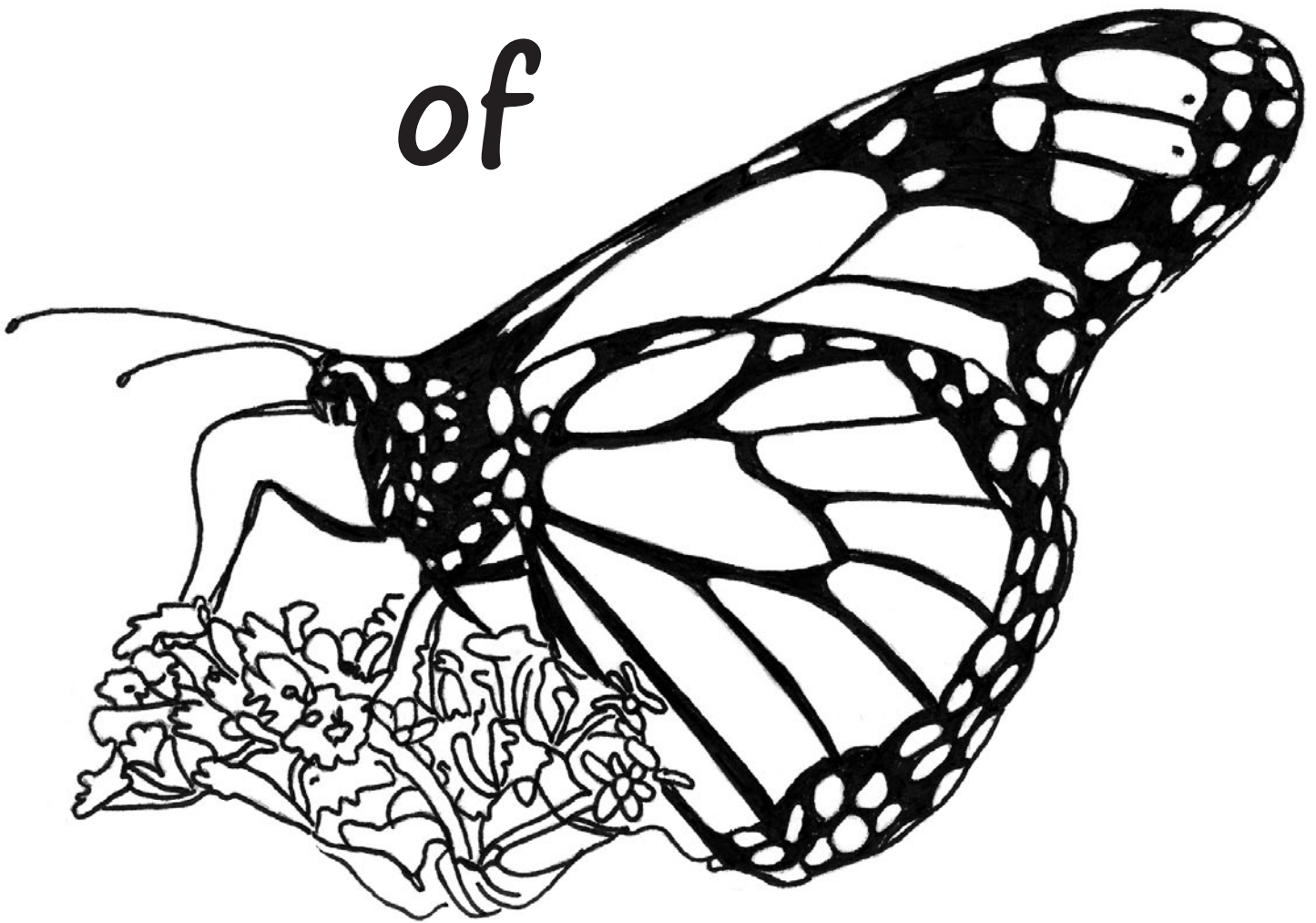


Butterflies of



Kentucky coloring book



*Illustrated by Bonnie Nance
Written by Glenda Burke and Bonnie Nance*





Butterflies of Kentucky

Viceroy <i>Limenitis archippus</i>	2
Monarch <i>Danaus plexippus</i>	3
Pipevine swallowtail <i>Battus philenor</i>	4
Eastern comma <i>Polygonia comma</i>	5
Red-spotted purple <i>Limenitis arthemis</i>	6
American snout <i>Libytheana carinenta</i>	7
Zebra swallowtail <i>Protographium marcellus</i>	8
Clouded sulphur <i>Colias philodice</i>	9
Hackberry emperor <i>Asterocampa celtis</i>	10
Gray hairstreak <i>Strymon melinus</i>	11
Great spangled fritillary <i>Speyeria cybele</i>	12
Red admiral <i>Vanessa atalanta</i>	13
Question mark <i>Polygonia interrogationis</i>	14
Common buckeye <i>Junonia coenia</i>	15
Black swallowtail <i>Papilio polyxenes</i>	16
Little wood-satyr <i>Megisto cymela</i>	17
Eastern tiger swallowtail <i>Papilio glaucus</i>	18


VICEROY

Limenitis archippus



The viceroy is our state insect. This butterfly is also a mimic of the monarch butterfly. Predators are warned not to eat either of the toxic orange butterflies or they risk getting sick. Notice the line across the middle of the viceroy's back wings — this is how you tell this is a viceroy, not a monarch!

The monarch is dark orange and black, with white spots on its wings. These butterflies each weigh less than a paperclip, but can fly up to 3,000 miles during their migration to Mexico each fall. Plant milkweed in your garden to help them along their journey. Milkweed is the only food source of monarch caterpillars.



MONARCH
Danaus plexippus

PIPEVINE SWALLOWTAIL


Battus philenor



The pipevine swallowtail is one of our most beautiful swallowtails. This butterfly is black and has iridescent-blue hindwings. Color in the large orange spots on the outside of the pipevine's wings. You can find this butterfly in a variety of habitats, including Kentucky's gardens and forests.

EASTERN COMMA

Polytonia comma



These butterflies like woodlands, especially in wet areas near rivers and marshes. They are brownish-orange with dark brown spots. The eastern comma gets its name from a white comma mark on the underside of its wings.

RED-SPOTTED PURPLE


Limenitis arthemis



Not all butterflies live in gardens and visit flowers for food. Some, like the red-spotted purple, live in woodlands and meadows. The butterfly is pictured here on white wingstem, though it prefers to eat tree sap, rotting fruit, and even carrion and dung. The red-spotted purple has black and metallic blue wings with orange spots.

AMERICAN SNOOT

Libytheana carinenta



What do you notice that is different about this butterfly? It is called a snout because its mouthparts look like a long nose! It also uses camouflage to disappear from predators. Can you find the American snout on the dogbane plant it is resting on? These butterflies are orange and brown with white spots on their wings.

ZEBRA SWALLOWTAIL


Protographium marcellus



How do you think this butterfly got its name? The ends of its wings are long tails. Sometimes called kite butterflies, their tails make them look like a kite. Just like a zebra, these butterflies are white with black stripes.

CLOUDED SULPHUR


Colias philodice



You can see the clouded sulphur using its proboscis to nectar on a plant called ironweed. A proboscis is a straw-like mouthpart that butterflies use to drink nectar from flowers. Did you know these yellow butterflies are sometimes referred to as flying flowers?

HACKBERRY EMPEROR

Asterocampa celtis




Here is the hackberry emperor on its host plant, the hackberry tree. These butterflies are fast and erratic flyers. They like to rest upside down on tree trunks. Hackberry emperors' wings are shades of brown and tan, with brown eyespots.

GRAY HAIRSTREAK

Strymon melinus



This small butterfly has two short ribbon-like tails. It fools predators by moving its hindwings up and down so that the tails move as a distraction. If a bird bites the tail, the butterfly can live on. Pretty clever! The hairstreak is gray and has orange spots on its hindwing.




GREAT SPANGLED FRITILLARY

Speyeria cybele

This great spangled fritillary is nectaring on butterfly milkweed. The orange and brown butterfly's caterpillars must have violets for their food source. Without violets, there would be no fritillaries.

RED ADMIRAL

Vanessa atalanta



These butterflies can't stand cold weather, so they migrate south during the winter months! Red admirals are black to brown in color, with white spots on the tips of their wings. The bands on their wings are bright orange.




QUESTION MARK

Polygonia interrogationis

This question mark butterfly is hiding in plain sight. It looks just like a leaf when it closes its wings. Can you find the butterfly and the small question mark on its wing?

COMMON BUCKEYE

Junonia coenia



The buckeye is known for having large eyespots which help scare predators away. These butterflies are light brown with one small and one large black and blue spot on each wing.

BLACK SWALLOWTAIL

Papilio polyxenes



Butterflies smell with their antennae, and taste with their feet! Black swallowtails love flower gardens. They have rows of yellow spots across their wings and each has a pair of orange spots with a black dot in the center.

LITTLE WOOD-SATYR

Megisto cymela



The little wood-satyr is pictured here on a persimmon tree. It prefers to live near forests and eat the sap from trees. These butterflies are tan with black spots circled in yellow.

EASTERN TIGER SWALLOWTAIL

Papilio glaucus



These eastern tiger swallowtails are feeding on buttonbush. One of Kentucky's largest butterflies, they can span five inches from wing tip to wing tip! The butterflies are yellow with black stripes, though sometimes the female can be dark gray or black, making it hard to see her tiger stripes.

CREATE YOUR OWN BUTTERFLY!

Here are some tips for creating healthy butterfly habitat with your family:

1. Plant your butterfly garden in a sunny location. Flowers need sun to grow and butterflies need it to warm their bodies for flight.
2. Select flowers for your garden that bloom during different times of the year. This ensures that butterflies will have access to nectar spring through fall, and helps migrators fuel up for their journey south.
3. To provide food for caterpillars, you will need to plant host plants. The female butterfly lays her eggs directly on the host plant that the caterpillars need to eat and grow. Once you know what butterfly you would like to attract, search for it on butterfliesandmoths.org to figure out what its caterpillars eat.

Resources

To learn more about the butterflies of Kentucky and how to conserve them, check out these websites:

BugGuide
[Bugguide.net](http://bugguide.net)

Butterflies and Moths of North America
www.butterfliesandmoths.org/

Butterflies of America
www.butterfliesofamerica.com

Monarch Joint Venture
www.monarchjointventure.org/

Monarch Watch
www.monarchwatch.org

National Wildlife Federation
www.nwf.org/Butterfly-Heroes

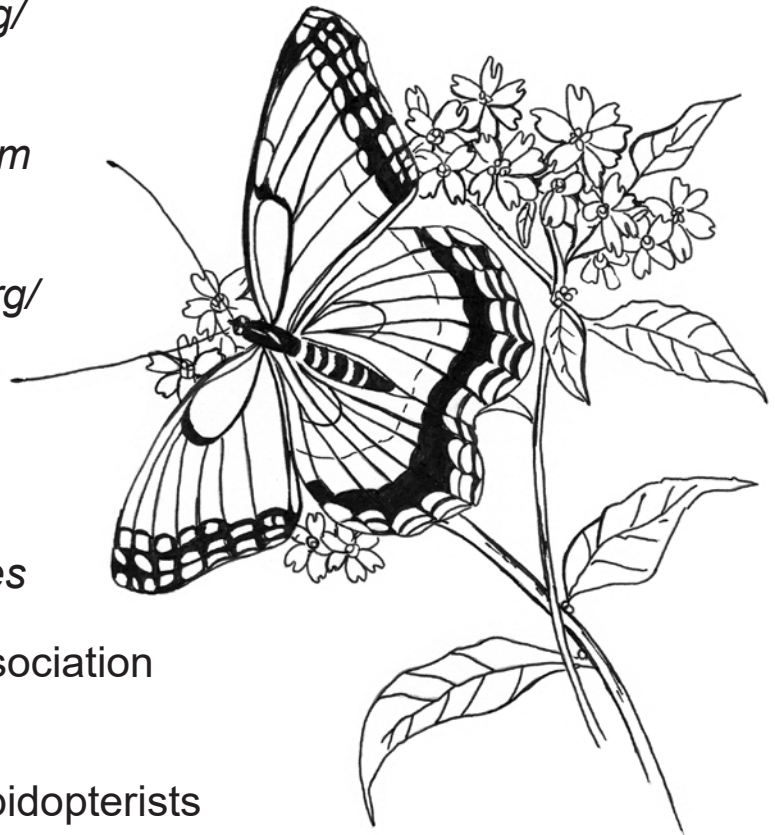
North American Butterfly Association
www.naba.org

The Society of Kentucky Lepidopterists
www.kylepidopterists.org

University of Kentucky Department of Horticulture
www.uky.edu/hort/Butterflies

University of Kentucky Department of Entomology
www.uky.edu/Ag/CritterFiles/casefile/insects/butterflies/butterflies.htm

United States Fish and Wildlife Service
www.fws.gov/savethemonarch/





Funding for this coloring book was provided by the United States Fish and Wildlife Service.



The Kentucky Department of Fish and Wildlife Resources developed the Kentucky Monarch Conservation Plan in collaboration with other state and federal agencies, non-government organizations and private stakeholders.

Along with our partners, we intend to increase the quantity and quality of monarch habitat statewide, improve public awareness of the plight of the monarch and inform individuals on what they can do to help. For more information contact us by email at *Fwwildlife diversity@ky.gov* or visit us online at https://fw.ky.gov/Wildlife/Documents/ky_monarch_plan.pdf