

# 2020-2021 Quail Report

Kentucky Department of Fish and Wildlife Resources



## Contents

Introduction .....	2
Population Status .....	3
Rural Mail Carrier Survey.....	3
Hunter Log Survey .....	4
Quail Wing Survey .....	5
2020-2021 Quail Hunter Cooperator Survey.....	6
Past Quail Hunter Cooperator Surveys .....	6
2020-21 Hunter Cooperator Results.....	8
Harvest Statistics 2020-21.....	8
Hunter Effort .....	8
Disease Surveillance.....	9
General Information about the 2021-22 Season.....	10
License and Permit Fees.....	10
Season Dates and Bag Limits.....	10
Continuing this year .....	10
Outlook for the 2021-2022 Quail Season .....	10
Appendix 1 Region Breakdown.....	11
Contacts .....	12

## Introduction

The Small Game Program is administered under the Wildlife Division of Kentucky Department of Fish and Wildlife Resources (KDFWR). The KDFWR is an agency of the Kentucky Tourism, Arts & Heritage Cabinet. It is overseen by a nine-member commission who are nominated by Kentucky’s sportsmen and sportswomen. Commission members are appointed by the Governor. The department employs about 400 full-time staff, which includes conservation officers, wildlife and fisheries biologists, conservation educators, and information and technology, public relations, customer service and administrative professionals.

KDFWR receives no money from the state’s General Fund. Funding is provided by the sale of hunting and fishing licenses, boating registration fees and federal funds, including grants based on the number of hunting and fishing licenses sold in the state.

The Small Game Program is tasked with managing squirrels (fox and gray), rabbits (swamp, eastern cottontail, and Appalachian cottontail), and northern bobwhite in the state to provide ample hunting

opportunity while balancing the needs of consumptive and non-consumptive user groups. The Small Game Program is led by Cody M. Rhoden, Program Coordinator and supported by Evan Moser, Small Game Program Technician. Program staff are based out of the KDFWR Headquarters in Frankfort.

**Population Status**

The quail population in Kentucky is indexed in two ways: quail seen per 100 miles and coveys flushed per hour afield hunting. These two indices are based on the Rural Mail Carrier Survey and Hunter Cooperator Logs, respectively.

**Rural Mail Carrier Survey**

The Rural Mail Carrier Survey represents the first survey used to monitor quail populations across the state. Mail carriers recorded rabbit and quail observations as they traveled their rural delivery routes during the last full week of July (6 delivery days). Survey cards provide space for observations of quail for each of the survey days. Observers also recorded the number of days surveyed, the length of the route, and the total miles driven. The mail carrier data are used to forecast the upcoming hunting season, monitor the population, and estimate quail productivity.

The Mail Carrier Survey provides a glimpse of what we can expect for the upcoming hunting season. The survey is the oldest in the program being completed for 61 years. Although no population estimates can be derived from these data, it does provide valuable trend information showing whether the population is up, down, or stable (Table 1).

2021 Survey Statistics

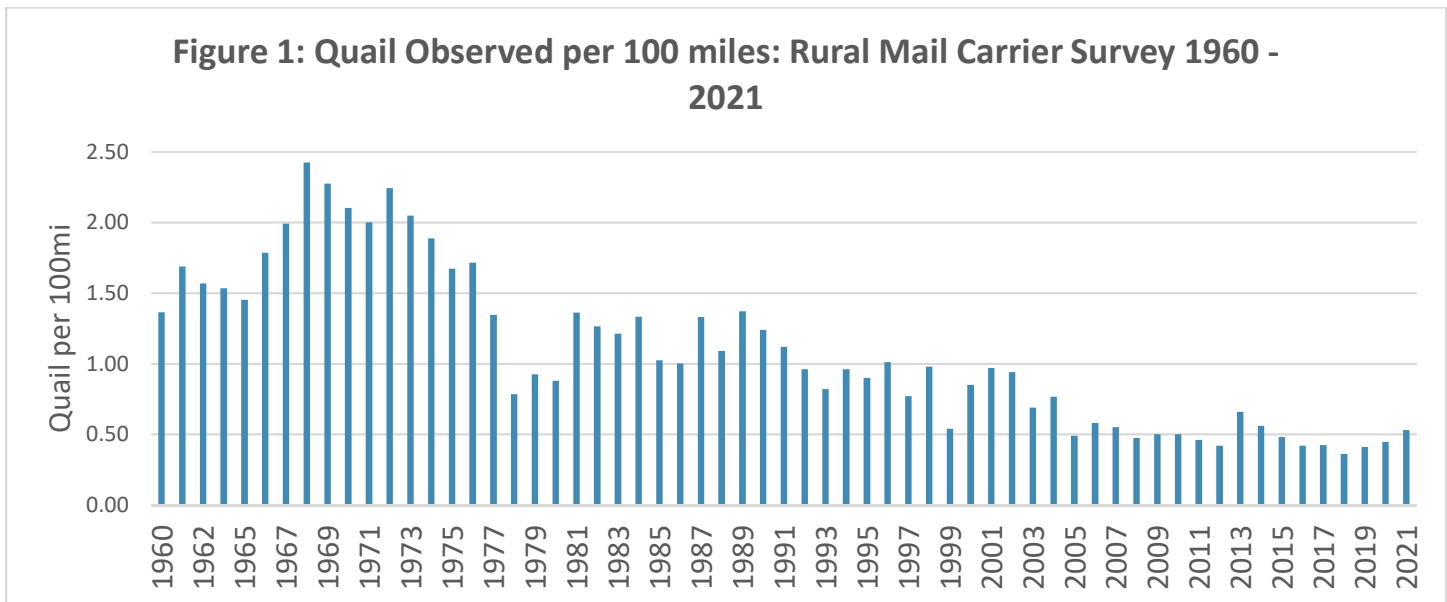
- ❖ Mail Carriers returned 516 survey cards
- ❖ Total miles driven = 178,585
- ❖ Total quail seen = 951
- ❖ Statewide observation rate = 0.53 quail/100 miles traveled

**Table 1. Mail Carrier indices and rates of change in Kentucky, 1960-2021.**

REGION <sup>1</sup>	TOTAL QUAIL/100 MILES			PERCENT CHANGE	
	MEAN (average)			MEAN (average)	
	1960-2021	2020	2021	1960-2021	2020 to 2021
West	1.94	0.52	0.68	-75%	32%
Central	1.10	0.38	0.51	-61%	33%
Bluegrass	0.75	0.48	0.55	-33%	13%
East	0.53	0.39	0.34	-41%	-14%
<b>Statewide</b>	<b>1.09</b>	<b>0.45</b>	<b>0.53</b>	<b>-61%</b>	<b>19%</b>

<sup>1</sup>See Appendix 1 on page 12 for Region breakdown

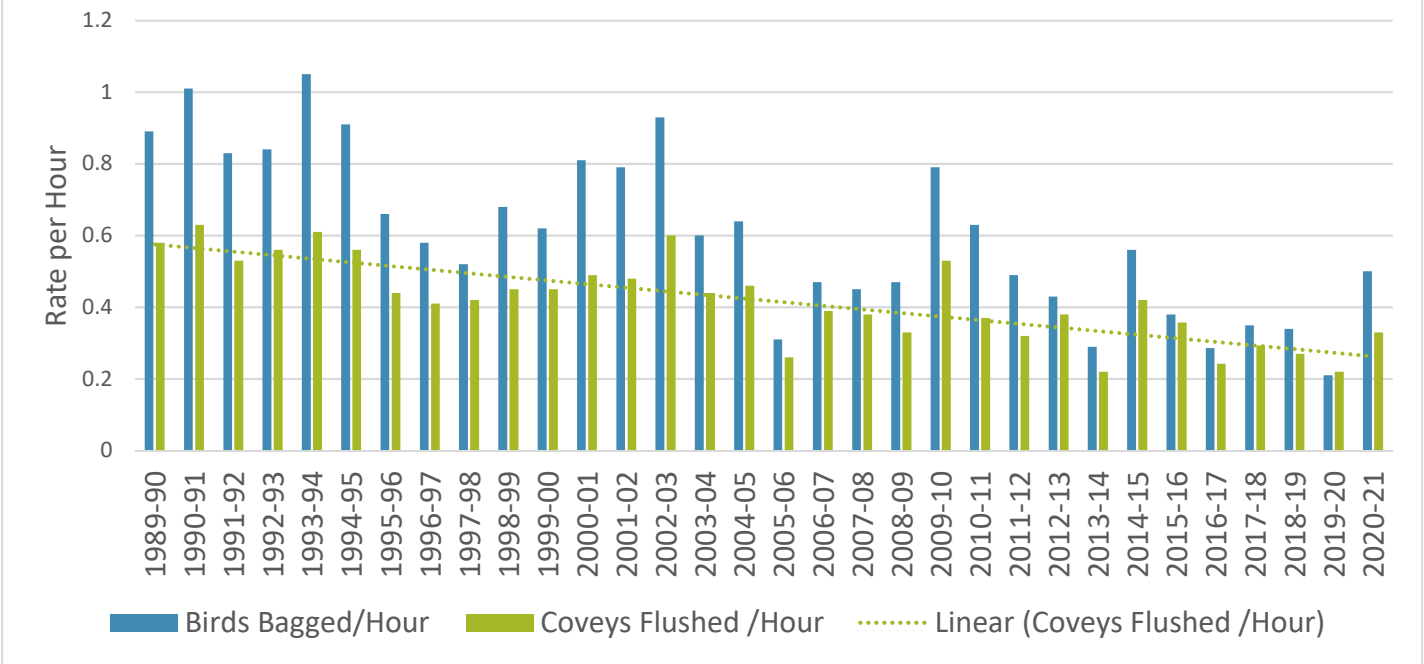
Over the last 61 years of this survey, the decline in the quail population is evident (Figure 1). The severe drop in population levels following the winters of 1977 and 1978 was dramatic and populations have been slow to recover. The overall drop in quail numbers since the late 1960’s can be generally attributed to habitat loss because of land use changes and cleaner agricultural practices. This most recent survey again shows an increase from last year’s index value. This is a welcome sight, as our quail observed per 100 miles were reported as the lowest in history 3 years ago (2018). The East portion of the state experienced a slight decline while the West, Central, and Bluegrass regions carried the statewide increase. We look forward to the next few years, as Kentucky’s statewide index rises to its natural peak in its normally 7-year cycle (Figure 1).



**Hunter Log Survey**

The quail population in Kentucky appears to ebb and flow in roughly 7-year cycles. We are likely seeing the beginning of the top of that cycle over the last years (Figure 2). The 2021 Rural Mail Carrier Survey was in sync with the Hunter Log Survey for 2020-2021 (Figure 1). We would have expected the number of birds flushed and bagged per hour to increase from last year; and we did see the flushes per hour and birds bagged per hour increase in the most recent hunting season (2020-2021) compared to the 2019-2020 season.

**Figure 2: Coveys Flushed and Birds Bagged per Hour:  
Hunting Season 1989-2020**



### Quail Wing Survey

Envelopes were provided to quail hunters prior to the 2020-21 hunting season. Successful quail hunters mailed in one wing from each harvested bird.

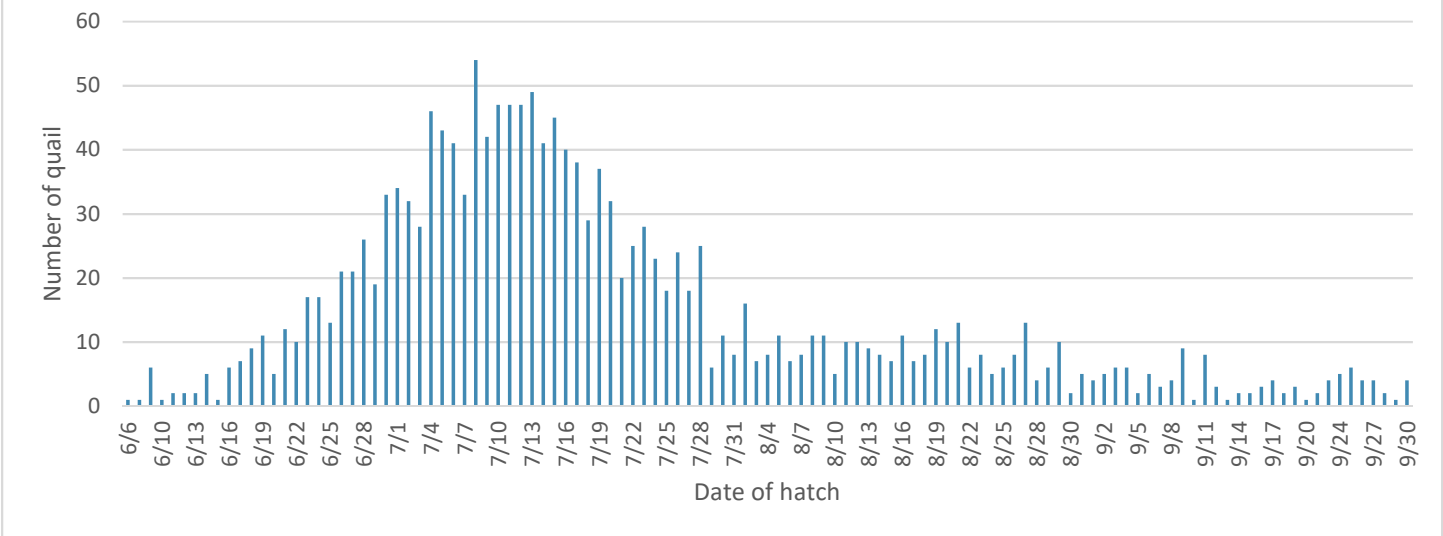
Age of the harvested birds was determined by measuring the length of certain primary feathers (Petrides 1942, Petrides and Nestler 1943, Rosene 1969). Juveniles were backdated from date of harvest to determine the primary hatching dates for the nesting season. Hunters in the field, utilizing instructions on the wing collection envelopes, determined the sex of collected individuals.

#### 2020-21 Wing Data

- ❖ 5 Hunters mailed in 39 wings
- ❖ Juvenile: 36% | Adult: 64%
- ❖ Male: 50% | Female: 50%

By compiling the wing data from the past 20 hunting seasons, we can get a good picture of the peak hatch in Kentucky (Figure 3). The peak hatch appears to occur in late June into early/mid July. Quail incubate their eggs for roughly 25 days before chicks begin to hatch. Taking this into account, most birds in Kentucky are nesting in May and early June. Keep this in mind when manipulating grassland habitat on your property next year around this time to limit disturbance when quail are incubating eggs.

**Figure 3: Hatch Dates Quail Harvested in November;  
Hunting Seasons 2000 - 2020**

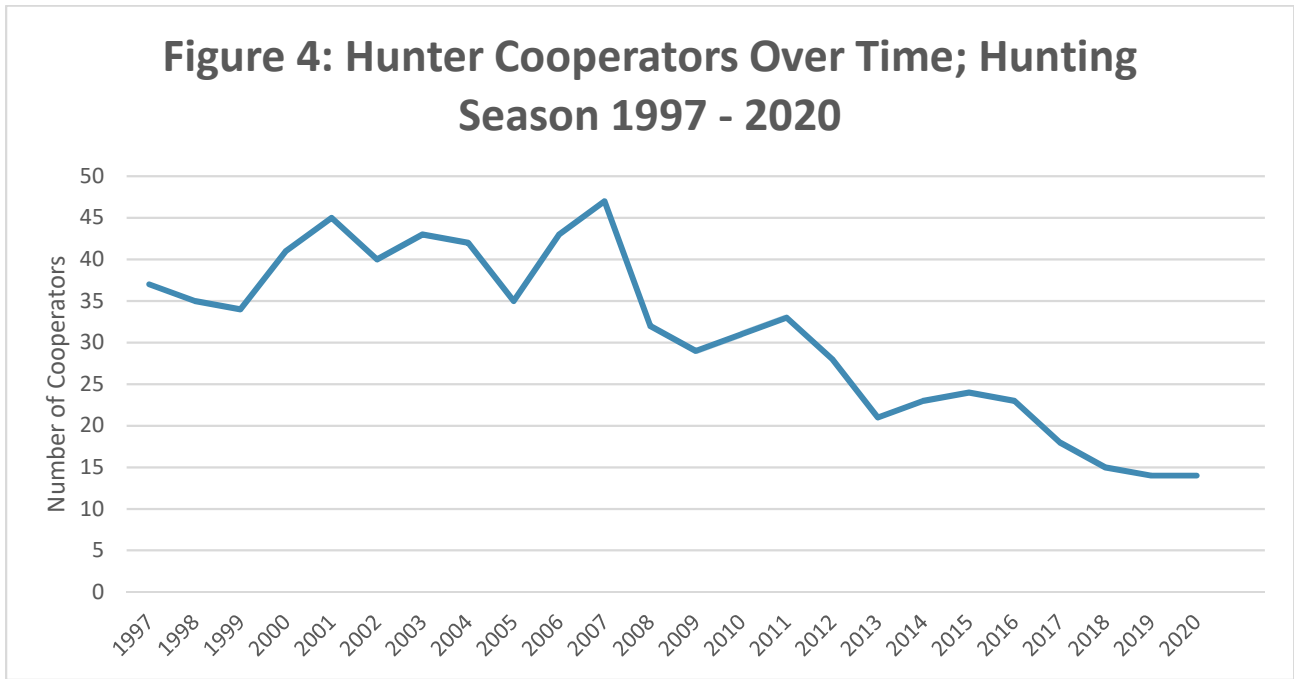


### 2020-2021 Quail Hunter Cooperator Survey

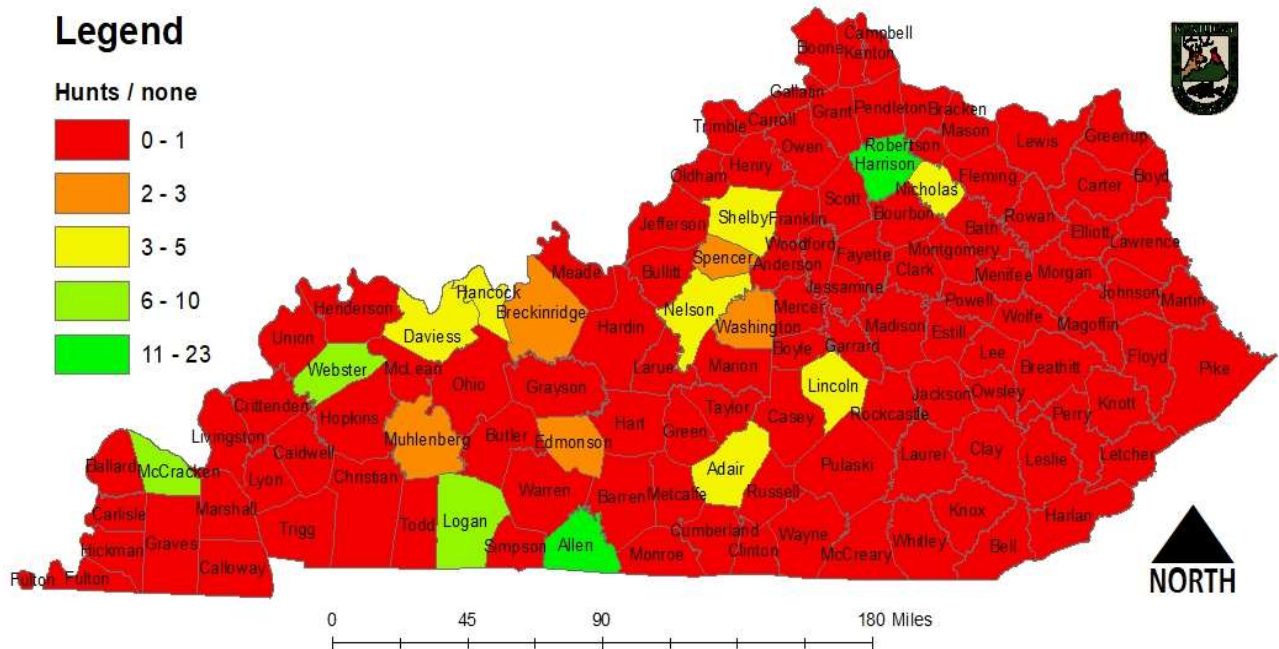
The quail survey was developed in 1989 as a voluntary initiative. Hunters are asked to record data including date of hunt, county hunted, hours hunted, number of hunters, number of dogs, number of coveys flushed, number of birds harvested, among others on a diary-type hunting log. Logs are available on the internet: <http://fw.ky.gov/Hunt/Pages/Game-Species.aspx> or by calling 1-800-858-1549. Hunters simply keep the log up-to-date as the hunting season progresses, and mail it to the KDFWR Headquarters when they are finished hunting for the season. Data collected from the survey gives the KDFWR information that can be used to monitor quail population trends in Kentucky and better serve the hunters of the state. Each year participating hunter cooperators are mailed a new hunting log, the results of the survey, and a small gift. Hunters who wish to receive a copy of their log from the previous year may call 502-892-4521 or e-mail [cody.rhoden@ky.gov](mailto:cody.rhoden@ky.gov).

### Past Quail Hunter Cooperator Surveys

Participation has been decreasing over the last several years. The 2020-21 season maintained a low number of participants from the previous season (Figure 4). Please take a look at the below map (Figure 5), if you hunt in any of the red counties please consider filling out a hunting log this year (even if you do not harvest any game). Once again, do not forget to mail in your log and encourage other quail hunters to do the same. Why not take someone new hunting this year? The future of hunting depends on it!



**Figure 5:** Hunter cooperator logs reporting hunts from each county in Kentucky in the 2020 season. Warmer colors equal less hunts and cooler colors equal more hunts per county.

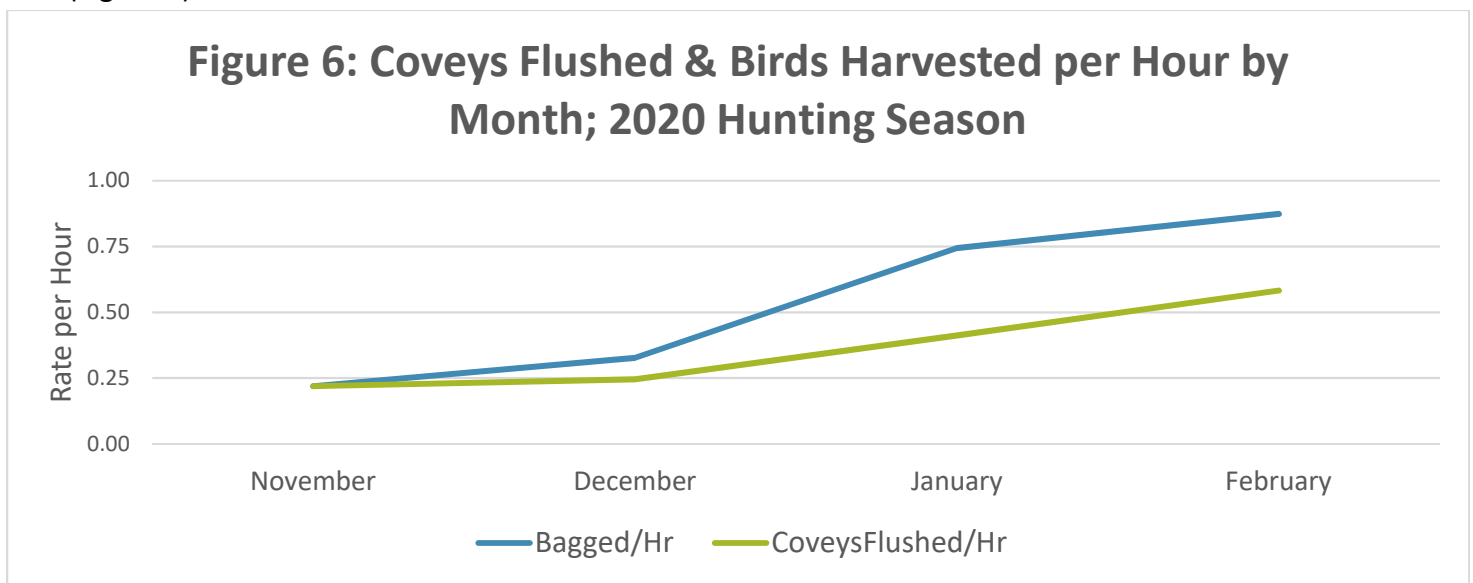


## 2020-21 Hunter Cooperator Results

Logs were received from 14 quail hunters this last hunting season (the same from last year; Figure 4). Hunters averaged 8.36 hunting trips throughout the season and spent an average of 3.62 hours afield each hunt. Data were provided from 117 hunts, from 23 counties, with good distribution across the Commonwealth (Figure 5). Hunters flushed an average of 1.19 coveys per **hunt** and an average of 0.33 coveys per **hour**.

### Harvest Statistics 2020-21

Hunters flushed an average of 1.19 coveys per **hunt** and harvested 1.82 quail per **hunt**. Hunters flushed an average of 0.33 coveys per **hour** hunted and harvested 0.5 quail per **hour** hunted. The number of coveys **flushed** per hour peaked in February (Figure 6). The number of quail **harvested** per hour peaked in February as well (Figure 6).



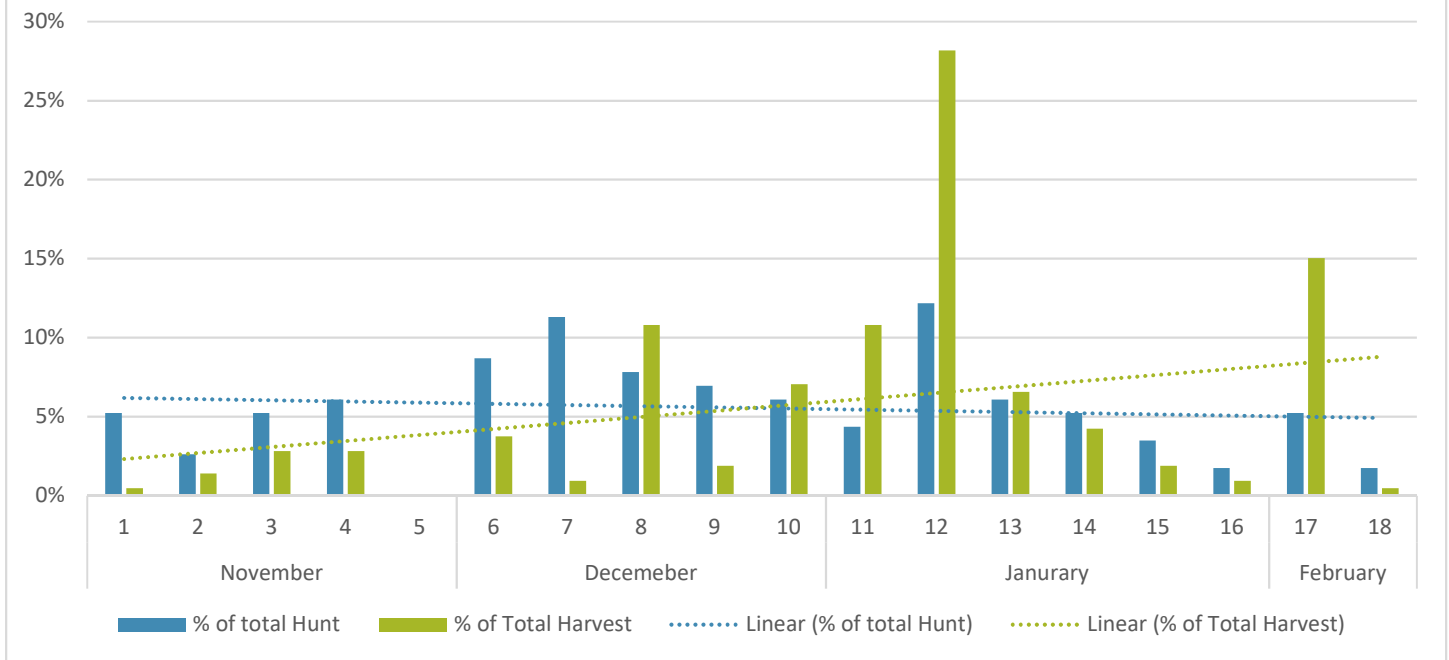
### Hunter Effort

Hunting effort peaked in December (Figure 7). The majority (38%) of all hunts took place in the month of December.

The hunter effort index shows one clear peak in December and January, however hunting success showed a slight upward trend as the season progressed (trend line; Figure 7). This may be because cover is continually decreasing as the season progresses, resulting in more successful hunting into the winter.



**Figure 7: Percentage of Hunts & Harvest by Week of Season: Fall 2020-21**



## Disease Surveillance

The KDFWR handles disease outbreaks for wildlife across the Commonwealth. There are currently no widespread disease issues for quail in the state. Disease is a natural component of all healthy ecosystems.

As ground-dwelling birds, quail come into direct contact with many parasites and disease-causing bacteria and viruses. Although there are over 100 described disease-causing agents, large die-offs from disease are very rare in quail. Most often, some individuals in a social group will become sickened and then predated. Sick quail often appear sluggish and may have lesions on the head or neck. Sick bobwhite may also be alone with ruffled or missing feathers. Although avian and mammalian predators are often blamed for taking a large number of healthy quail, in healthy systems these predators are mostly picking off sickened animals. A healthy adult quail should be able to out fly most if not all the predators chasing them in the Commonwealth.

The Kentucky Department of Fish and Wildlife Resources encourages hunters who encounter wildlife acting strangely or that look sick to Cody M. Rhoden, [cody.rhoden@ky.gov](mailto:cody.rhoden@ky.gov); 502-892-4521.

## General Information about the 2021-22 Season

### License and Permit Fees

License	Resident	Nonresident
Annual Hunting License	\$27	\$140
Senior/Disabled License	\$12	N/A
Sportsman's License	\$95	N/A
Youth Sportsman's License	\$30	N/A

### Season Dates and Bag Limits

Season		Statewide Season Dates 2019-2020	Statewide Bag Limit
Fall Season	Eastern Zone	November 1-12 and November 15 – January 31	8
	Western Zone	November 15 – February 10	

**Continuing this year:** Three WMAs will be open for quail hunting with a restricted season and/or bag. Please see below or check the Hunting Guide for more information.

WMA	Tract	Season Dates	Required Check In/Out	Bag Limit
Peabody	Sinclair	Thursday & Sunday November 15 – February 10	Yes	4
	Ken	Wednesday & Saturday November 15 – February 10		
Clay	All Tracts	Tuesday & Saturday November 1 – December 31 (Closed Nov. 6)	Yes	4
Rockcastle River	All Tracts	Tuesday & Saturday November 1 – December 31 (Closed Nov. 13)	Yes	4

## Outlook for the 2021-2022 Quail Season

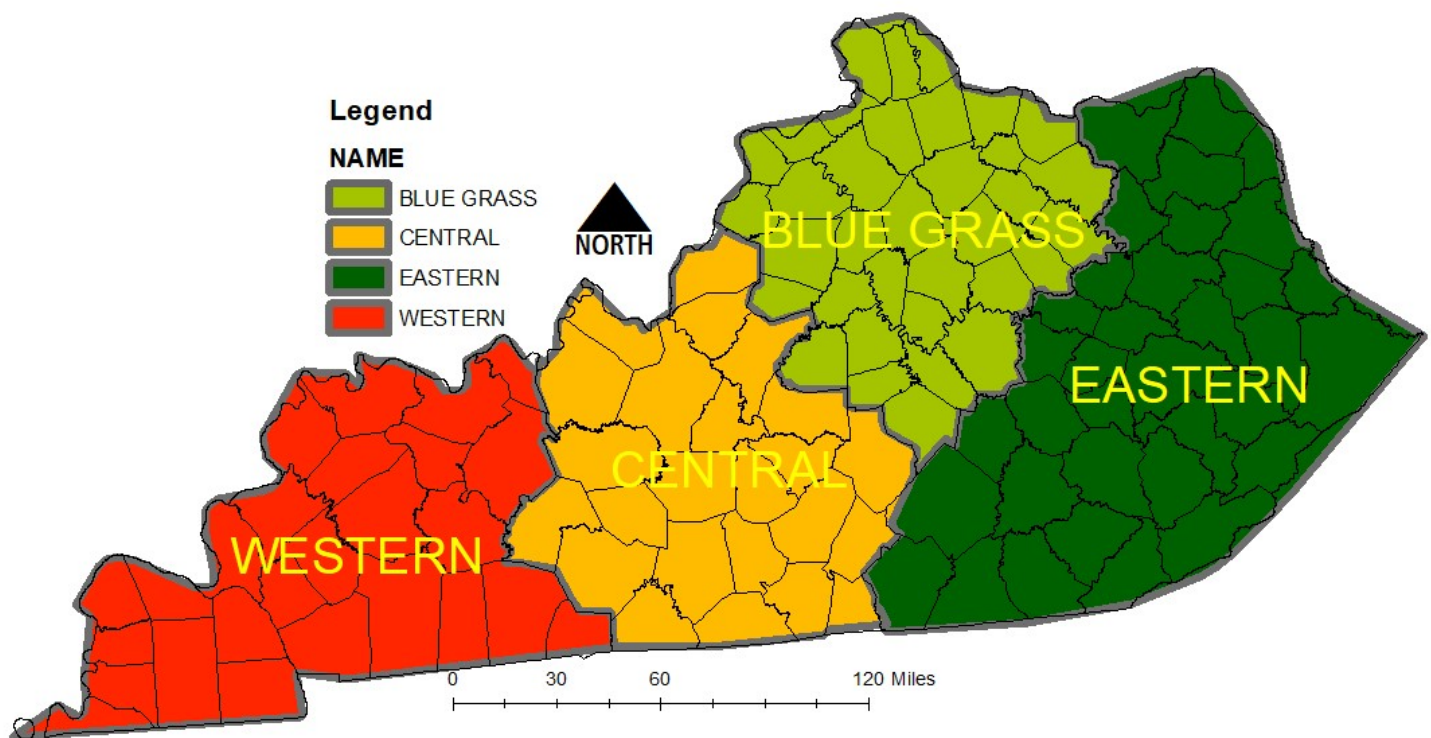
The outlook for the 2021 quail hunting season is looking good! The 2021-2022 season should be tracking up to the 7-year cyclical peak observed in small game populations in Kentucky. The winter of 2020-2021 was mild with some above average precipitation especially in the eastern portion of the state. A spring cold snap was observed in late April/early May of 2021. It will be interesting to see how that may impact hunting success this season. The peak hatch in Kentucky, as referenced above in this report, is in late June/early July. The weather during this period was average to moist in most parts of the state- a great sign! The 2021-2022 quail season should be a good one! The predictions last season did hold true, as we thought

the hunting would be better in 2020-2021 than in 2019-2020, and it was! We look to see as good or better quail hunting afield in 2021-2022 than last season. Good luck!

Don't forget to turn in your Hunter Cooperator log at the completion of this year's hunt. Logs should be returned no later than March 31, 2022. In return, we will send you a report and a small gift as a token of our appreciation.

Encourage all of your friends to log their hunts as well. Have a safe and enjoyable quail season and thanks again for your support! And don't forget to take someone new to hunting out with you this year.

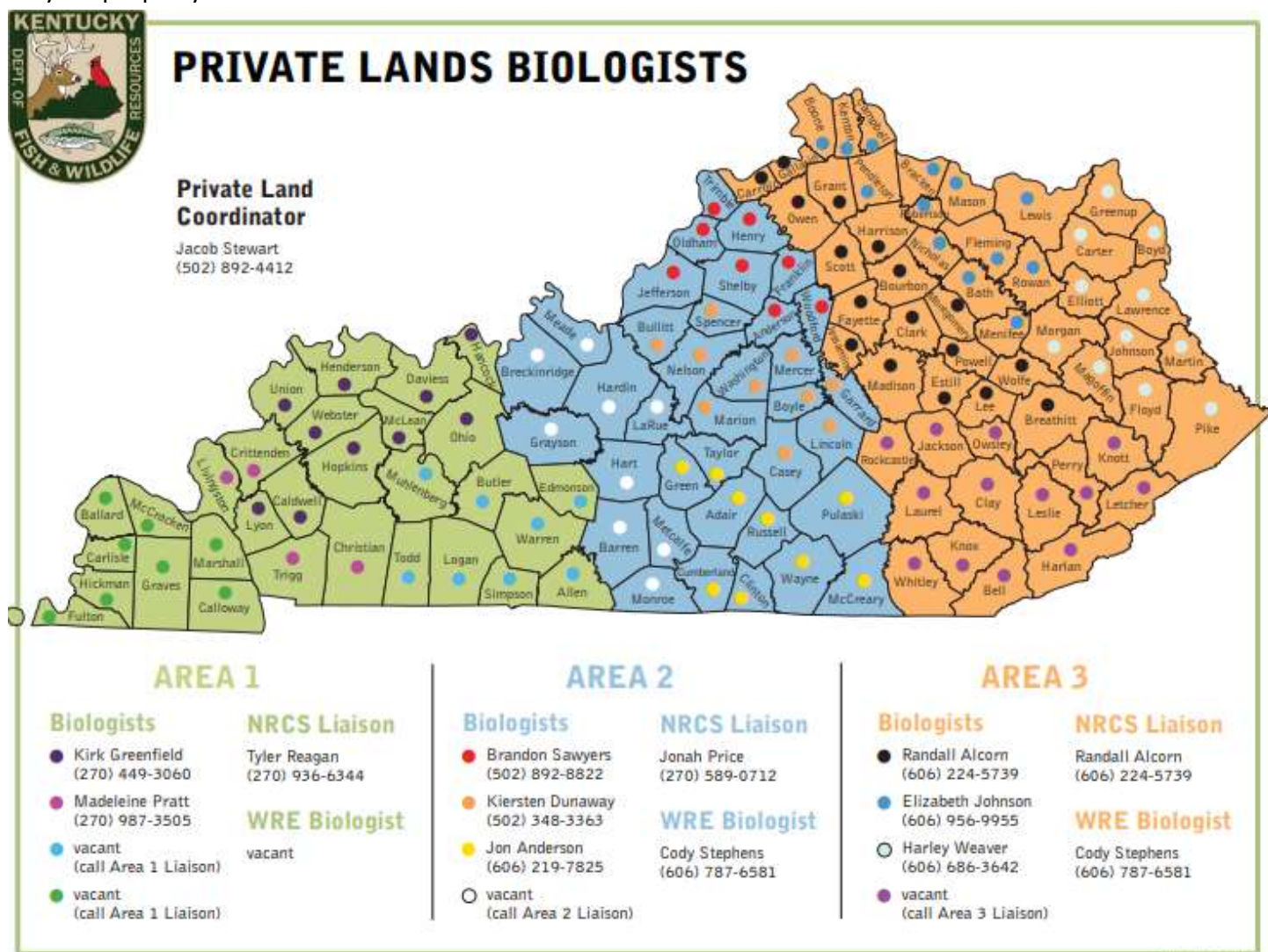
### Appendix 1 Region Breakdown



## Contacts

Approximately 93% of Kentucky is privately owned. To successfully manage our wildlife resources, the KDFWR works cooperatively with Kentucky’s private landowners. One of the essential ingredients in conserving Kentucky’s wildlife resources is habitat improvement. Wildlife biologists are available to work with interested individuals or groups on properties that they own or have management rights on.

Refer to the map below to contact your local wildlife biologist for assistance with wildlife management on your property.



The Department of Fish and Wildlife Resources is funded through the sale of hunting and fishing licenses. It receives no general fund tax dollars.