






Appendix 1.71 Current Karst Classifications

Legend

- KDFWR Cave List
-  Appendix 4.22: Mammal Conservation Area Karst Area
-  Appendix 4.26: Tier 1 Interior Low Plateau Karst Conservation Area
-  Moderate Karst (Kentucky Geological Survey)
-  Major Karst (Kentucky Geological Survey)
-  County Boundary Polygons

