



National Archery in the Schools Program

# 2021 Kentucky NASP® Tournament Rules

**Kentucky NASP® State: Louisville, KY, March 12-13, 2021**

Registration dates for National NASP® & hotel information will be posted at [www.naspschools.org](http://www.naspschools.org) under events

Western NASP® National: Sandy, UT, April 23-24, 2021

Eastern NASP® National: Louisville, KY, May 6-8, 2021

NASP® Open and Championship: Myrtle Beach, SC, June 10-12, 2021

## The Archery Way

### Competing with Honesty and Integrity

*As archers, we strive to shoot our best while competing with integrity. Honesty is an expectation, sportsmanship and composure, an obligation. We encourage others and understand our responsibility to self-officiate and protect the field with an overall goal of bringing the archery way into everyday life.*

## Table of Contents

1. NASP® Participation .....	3
<b>1.1. Definition of NASP® School</b> .....	3
1.2. In School Requirement .....	4
1.3. Divisions within NASP® Schools: .....	5
1.4. Eligible grades .....	5
1.5. Number of archers per team .....	5
1.6. Single Gender School.....	5
<b>1.7. Small School</b> .....	5
2. NASP® Eastern and Western National tournaments; Open and Championship Tournament Registration Protocols Error! Bookmark not defined.	
3. Equipment.....	6
3.3. Bows .....	7
3.4. Arrows .....	8
3.5. Accessories.....	9
4. Competitive Format.....	10

4.1.	Range Set-Up .....	10
4.2.	Whistle Signals .....	10
4.3.	Arrow Handling and Movement About the Range .....	10
4.4.	Order of Shooting .....	11
4.5.	Coaching.....	12
5.	Scoring .....	12
6.	Ties Breakers .....	14
6.1.	Individual Ties.....	14
6.2.	Team Ties.....	14
7.	Dress Code.....	14
8.	Sportsmanship.....	14
9.	Protest Procedure.....	15
10.	Individual Scholarship Shoot-Off .....	<b>Error! Bookmark not defined.</b>
11.	Team Scholarship .....	<b>Error! Bookmark not defined.</b>
12.	Awards .....	15
13.	NASP® All-American Academic Team .....	15
14.	United States NASP® All-Star Team .....	15

# NASP® TOURNAMENT SANCTIONED RULES & PROTOCOLS

The National Archery in the Schools Program (NASP®) National Rules are the governing rules for the Western and Eastern National and Open Championship tournaments. NASP® states within the United States and other NASP® countries have the freedom to manage their programs within these rules. Although the NASP® National Rules are the minimum guide for states and countries to follow, each state or country may add to or increase the NASP® rules to fit local requirements. Standard safety protocols and operating principals create a familiar field for NASP® students, so they are prepared and understand what is expected at each NASP® event.

**New for 2021:** Except for inconsequential language edits, rule changes are in **yellow highlights**.

- The NASP® logo is a registered trademark and may only be used on t-shirts, banners, or any other items, with written permission from NASP®.
- NASP® has modified the school designation, beginning in 2021 there will be two types of schools; **Traditional** school is a “brick and mortar” type of school, with administrators, supervisors, and teachers, recognized as a SCHOOL by the Department of Education, this includes public and private schools. **Non-traditional** education is all other forms of education and includes, on-line, homeschool, or any remote education program.
- The eligibility of all NASP® educational systems, traditional and non-traditional, to combine, or have students shoot for a higher grade, now falls under the small school rule. Information concerning these changes is also highlighted in yellow. The goal of NASP® is to establish guidelines where schools, regardless of size, would be allowed to create teams fairly and equitably compared to other teams.

**Special Note:** With the current COVID-19 special operating guidelines and procedures to get kids back to school (if sports activities are taking place), the school of enrollment will remain their NASP® school. In other words, if traditional schools are requiring students to participate in distance learning through on-line education to maintain their progress and grades. Those students are still members of the traditional school they are enrolled in and remain under those associated NASP® rules.

## 1. NASP® Participation - All State, Provincial, and National Tournaments/Championships

*To maximize the number of students who will discover their aptitude and interest for archery, NASP® is an in-school program. Because of this 77% of NASP® students first shot archery while taking lessons at their school. NASP® emphasizes team participation in order to maximize the number of students who will participate and to promote positive social interaction among students and faculty.*

*NASP® safety protocols must be followed by all NASP® schools and teams to preserve the experience for current and future students.*

**1.1. Definition of NASP® School** - A NASP® school is one that adheres to the training, equipment, safety requirements and protocols followed by NASP®. A traditional school is a building or set of buildings designated as a SCHOOL by the state/province Department of Education. Traditional schools include public or private schools where students come together to receive their education, in one location, from a multilevel supervisory staff of educators, supervisors, and administrators. Non-traditional education is all other forms of education and includes, on-line, homeschool, or any remote education program. For non-traditional education students the school will be defined as the student’s county of residence.

1.1.1. School lessons must be presented by NASP® certified faculty or volunteers.

1.1.2. **Kentucky requires all coaches working with Kentucky schools to be NASP® BAI certified.**

1.1.3. Only NASP® certified teachers or coaches may register student archers for tournaments.

1.1.4. Equipment requirements and range protocols must be followed.

- 1.1.4.1. Only the standard Genesis bow & Easton 1820 arrows may be used during NASP® class or on a NASP® range.
- 1.1.4.2. NASP® range specification and design must follow training provided in the NASP® Basic Archery Instructor's course.
- 1.1.4.3. Failure to follow these protocols make the school ineligible to participate in NASP® tournaments. Failure to follow safety protocols such as bows, arrows, and curtain use, may also result in de-certification of the NASP® certified teacher or coach.

1.1.5. A traditional school must compete under their official school name as listed by the state/provincial Department of Education.

1.1.6. Non-traditional (virtual, On-line, Homeschool or any remote education program) school teams will represent a single county, parish, or borough. There will be one "school" per county, parish, or borough. All non-traditional students in a county, parish, or borough will be considered students of that one school.

1.1.6.1. At the discretion, and approval of, the State NASP® coordinator a county, parish, or borough may be divided into geographical sub-regions to allow for multiple teams, but the general boundary of the county, parish, or borough remain.

1.1.6.2. All NASP® archers on a non-traditional school team must reside in the county, parish, or borough the school represents. Or within any established geographical sub-boundary of that county, parish, or borough.

1.1.6.3. The "school" will be named by the state abbreviation, then county, parish, or borough name. (Example: Ky Franklin School). In cases where sub-boundaries are created it will be at the discretion of the coordinator to add a regional reference or numerical identifier to the school name.

1.1.6.4. Just like traditional (public or private schools) the non-traditional school may have more than one team per division (if their state allows more than one team). But all teams will shoot for the same county, parish, or borough school.

1.1.6.5. Non-traditional "schools" must contact their state/provincial NASP® coordinator to inform the coordinator of their intent to form a NASP® archery team, or for a request to establish a geographical sub-boundary within a county, parish, or borough and be assigned a team name based on their county, parish, or borough. Non-traditional teams may be required to submit documentation that all students on their team reside within their respective boundary. State Departments of Education maintain lists of traditional (public and private) schools that coordinators can use to determine valid schools. Non-traditional groups are not included on those lists. This will allow coordinators to validate and be aware of non-traditional groups and their NASP® archery teams.

**1.2. In School Requirement** - Every archer must attend a school that conducts NASP® lessons during normal school hours.

1.2.1. NASP® lessons must be conducted as part of the in-school curriculum, a minimum of 10 hours per school, per year.

1.2.2. In-school lessons are the priority in NASP®. Ideally these lessons should be thorough enough for the student to enjoy a safe and motivational experience.

1.2.3. Examples of how this might occur include:

1.2.3.1. At least 10, different archery classes of 1 hour each – daily for 2 weeks, twice weekly for 5 weeks, etc.

1.2.3.2. 5 classes per day of 1-hour each, for 2 different days.

1.2.4. When a school meets or exceeds this minimum, even if not every student in the school takes the archery class, EVERY student in the school is considered eligible for NASP® tournaments. It is expected that even those who do not take the in-school instruction, will be provided safety and shooting form instruction if they join the FOLLOW-UP archery club or team before they attend a NASP® tournament.

1.2.5. All non-traditional schools must present the NASP® lessons (as described in section 1.2.) as a portion of an in-school classroom curriculum, such as in Physical Education. These in-school NASP® lessons must be offered/available to all non-traditional students in the county, parish, borough, or designated sub-boundary. To meet the same requirement as traditional schools, Instruction must include sections defined in 1.2.7.

- 1.2.6. Prior to participating in any NASP® competitions during a school year, the head coach for a school's team (or other coach associated with the school for tournament purposes) will be required to log in to the School Manager for the school. This coach will be required to acknowledge that they understand the in-school teaching requirement and commit to making sure that the requirement is met. **Kentucky coaches must submit a Principal Verification form and verification that of all student waivers are signed and have been collected.**
- 1.2.7. Classroom lessons must include at least the following subject material:
- 1.2.7.1. Determine eye dominance
  - 1.2.7.2. String Bow® used to teach Eleven Steps to Archery Success®
  - 1.2.7.3. Safety Orientation and shooting of bows and arrows on a NASP® range.
- 1.2.8. After-school-only archery programs or clubs for traditional or nontraditional schools are ineligible.
- 1.3. **Divisions within NASP® Schools:** NASP® Divisions are defined as... Elementary School division, grades 4 and 5. Middle School division, grades 6, 7, and 8. High School division, grades 9, 10, 11, 12.
- 1.3.1. If schools with similar names but at separate address such as the 'North Middle School and North Elementary School' even if in the same district, they are separate schools and may not mingle shooters on teams.
    - 1.3.1.1. Except: If elementary grades (4th & 5th) are not in the same school the schools where the two grades are found may combine students to form elementary teams. Example: this could be a school with K-4 and a school combining with a 5-8 or 5-12 school.
    - 1.3.1.2. Except: If middle school grades (6-8) are not in the same school the schools where the three grades are found may combine students to form middle school teams. Example: this could be a K-6 school combining with a 7-8 or 7-12 school.
    - 1.3.1.3. Except: If high school grades (9-12) are not in the same school the schools where the four grades are found may combine students to form high school teams. Example: this could be a school with 9-10 combining with an 11-12 school.
    - 1.3.1.4. Where divisions are split between traditional schools the enrollment numbers of both schools apply to eligibility of the small school rule.
- 1.4. **Eligible grades** - Only students who are in grades 4-12 by the date of the tournament may participate.
- 1.4.1. A student at any NASP® school who has graduated early during the current school year may, at the discretion of the school Principal, participate.
  - 1.4.2. A student who no longer attends a NASP® school due to having moved, promoted, etc. is ineligible to participate in this tournament until/unless the student's new school joins NASP® and may then only represent their NEW school.
- 1.5. **Number of archers per team** - NASP® archery teams must contain 12-24 students, at least 4 of which must be of the opposite gender.
- 1.6. **Single Gender School** - If a school is single gender school, the school shall compete as a single-gender-only school unless eligible to combine with another school under the small school rule (section 1.7). The coach should contact the State Coordinator for their state to set the single gender indicator for the school. Once set, the team score for the school/division is determined by summing the top 12 scores for the team with no consideration of gender.
- 1.7. **Small School** – If a competitive division within a NASP® school (Elementary 4<sup>th</sup> – 5<sup>th</sup>, Middle 6<sup>th</sup> – 8<sup>th</sup> or High 9<sup>th</sup> – 12<sup>th</sup>) has a total student enrollment of less than 150 students, the team for that division may add students from another competitive division within their school or from a competitive division at another NASP® participating school in the same city, county, or school district (*District schools within their same county*). Eligibility to combine under the small school rule, for traditional schools, is determined by official school enrollment numbers from the state or school administration. For non-traditional education (on-line, virtual, homeschool, etc.) schools, eligibility is determined by the total number of non-traditional students that reside in the county, parish, or borough. It is the responsibility of the BAI making the "small school request" to provide non-traditional student numbers by grade for the county, parish, or borough.
- 1.7.1. A competitive division within a school with 150 students (or more) enrolled may not add archers to their team from another school or division within their school.
  - 1.7.2. If a student shoots up for a higher division team (as allowed by 1.7. above), that student will be competing for team rank in that older division but retain individual rank according to the archer's actual grade.

1.7.3. Unless utilizing this “small school rule”, students may only shoot on a team at the NASP® school they attend (are enrolled in).

1.7.4. A request to “shoot-up” to the state/provincial coordinator must include school enrollment numbers by grade for all schools involved.

- 1.8. NASP® is a school program. If a school administration deems a student unsuited to represent the school, NASP® will abide by the decision. Ineligibility generally occurs when a student has been disciplined or for academic reasons.
- 1.9. If a student archer is disqualified for cheating at a provincial, state, or regional tournament, the student is ineligible to participate in any NASP® competition until such time the student has regained good standing in his or her state or province. The NASP® coordinator would alert the national office of such disqualification.

## 2. Kentucky NASP® Regional State Tournament Registration Protocols

2.1. In addition to # 1.1 - 1.9. above.

2.2. Regional and State Roster team size remains 12-24 students with at least 4 of the opposite gender (unless the team is a single gender school).

2.2.1. Qualification tiers will be established for the State event based on the team’s best state qualifying score.

2.2.2. A qualified team (school/division) may register to participate in the state tournaments. Qualified teams not registered will not have the ability to advance to Nationals. A qualified team may not register as individuals.

2.2.3. A qualified individual may register for the state tournament based on the individual’s best state qualifying score. Qualifying individuals must shoot as part of their team if their team has qualified to advance.

2.2.5. Participation is not guaranteed in the state event.

2.3. Substitutions for the State rosters may be students that did not participate in the state qualifiers or regional tournament but they must be from the same school and in the same division. Only schools that meet the requirements of the small school rule may have students shoot-up in a different division.

2.3.1. Individuals must shoot in their actual division unless the school meets the requirements specified in 1.7.

2.3.2. If a school sent multiple teams to the state qualifiers or regional tournament, they may recombine archers from these teams for State. **In Kentucky, only one qualifying team per division per school may participate at State.**

2.4. A school may register as many teams as they wish at their state qualifiers or regional tournament. Registration for these tournaments will be handled through the [nasptournaments.org](http://nasptournaments.org) website.

2.4.1. Due to the uncertainty of state qualifying and regional tournament hosts, each team wishing to be ranked for the opportunity to advance to the State Tournament must participate in at least one state qualifier or regional tournament. The regional tournament will not be mandatory this year. (Regional host facilities may have space limitations due to social distancing guidelines.)

2.4.2. Individuals wishing to advance to the State tournament must participate in at least one state qualifier (if their region hosts a regional tournament, it may be counted as one).

2.4.3. If shooting in a regional tournament, you may only shoot in the regional in which your school is assigned.

### 2.5. The Kentucky NASP® State Tournament

2.5.1. Details and information concerning the KyNASP® State Tournament will be provided later.

2.5.2. Tournament format, registration information, schedule of times and tiers, TBA.

## 3. Equipment - Only equipment specified for use in NASP® may be used in the tournament.

*NASP® equipment has been selected to be as universal-fit as possible to make administration of the program most suitable for in-school teaching. The program would be too complicated if multiple bows, arrows, and accessories were allowed. Tournaments follow in-school program design as closely as practical.*


3.1. If after the 10-meter practice end begins, an archer is found to be using disallowed equipment, the archer is subject to disqualification (even if the equipment passed inspection). **Kentucky: Inspection is a quick glance, it is not a stamp of approval for disallowed equipment. It is the archers responsibility to know what equipment is allowed.**

3.2. Archers are to be at their assigned area 15 minutes prior to their flight times, with their equipment ready.



### 3.3. Bows:

- 3.3.1. Only the stock (original) unmodified Genesis™ bow approved for NASP® may be used, except for allowances described below.
- 3.3.2. When called by the announcer archers will place bows on the provided racks for inspection. Once inspected, the bow must remain on the range unless a repair is needed and approved by a lane official.
- 3.3.3. The Genesis Mini, Pro, and GenX are disallowed for use in NASP®.
- 3.3.4. The bow's axle-to-axle length, measured from the center of each axle, must be no shorter than 35.25".
- 3.3.5. The bow's grip must be in place and unmodified. Changing the shape by removing material or adding material, including tape is prohibited. The grip may be painted for personalization. However, paint used must be "color only". The use of paint with added texture material or paint that dries with a multi-texture finish (including but not limited to those designed as bed liner material) is disallowed.
- 3.3.6. Only tied on or heat shrink nock locators may be used.
  - 3.3.6.1. There may be up to one nock locator above and below the arrow nock.
  - 3.3.6.2. If using two nock locators, the gap between them must be 1-1.5 nock widths. The archer must nock the arrow between the 2 nock locators.



**If 2 nocking points, the arrow nock must be placed between them.**

- 3.3.6.3. If using one nock locator, the archer must nock the arrow below and touching the nock locator.
  - 3.3.6.4. If desired, a tied-on nock locator may be used directly above and against the original shrink tube locator that comes on the bow to maintain its position, as a quick or temporary fix.
  - 3.3.6.5. Brass nock locators are prohibited for safety reasons.
  - 3.3.6.6. Instructions for tying on a nock locator are available @ [www.naspschools.org](http://www.naspschools.org)
- 3.3.7. The bow must be sight and sight-mark free.
  - 3.3.7.1. Tape, paint, or "sharpie" to cover sight marks may be applied to the face of the sight window at a point starting at the top of the bow's grip and running at least 6" up the face of the sight window towards the top limb. Any tape used must be a single piece of tape applied vertically to the face of the sight window only. **Single piece die cut, solid color, stickers that match the shape of the sight window are also permitted.** Wrapping tape around the riser is prohibited.
  - 3.3.7.2. Camouflage bows may be used, but the face of the sight window must be covered to prevent camouflage lines serving as sight marks.



- 3.3.7.3. Any tape, paint or sticker used to cover sight marks must remain throughout the competition.
    - 3.3.7.3.1. Archers and coaches should comply with this rule before their flight time.
    - 3.3.7.3.2. If sight marks are discovered the archer or coach will be asked to cover them.

- 3.3.8. The outside and inside of the sight window must be kept free of any raised edges, such as tape, stickers or logos.
- 3.3.9. The bow must be free of draw stops or stabilizers
- 3.3.10. The bowstring and cables may be 'after-market' but of the same approximate length **and diameter**.
- 3.3.11. The standard cable guard, slide (black only), wheel, cam, bearings, riser, and limbs must be original and unmodified.
- 3.3.12. A bow may have the Morrell Manufacturing draw weight gauge mounted on the riser, for determining turns of limb bolts for draw weight setting.



- 3.3.13. A bow may be personalized by painting, stickers, et cetera, but without sight-marks.
  - 3.3.13.1. Temporarily attaching carabineers or other devices to the bow during any flight is prohibited.
  - 3.3.13.2. Wrapping tape around both limbs to "join them" is disallowed.
- 3.3.14. The arrow rest must be the standard NASP® flipper rest that comes on the Genesis bow. The rest arm that is missing the sleeve or bent is acceptable. The sleeve may be original, absent, or replaced with heat shrink tubing similar to the original rest arm sleeve.
- 3.3.15. The bow's draw weight must remain unchanged throughout the flight after the 1st scored arrow is shot at 10 meters.
- 3.3.16. Except for malfunction, bows must remain downrange of the waiting line once shooting begins.
- 3.3.17. Except for major malfunction the same bow must be used throughout the competition.
- 3.3.18. A non-compliant bow will be removed from the competition until it is restored to a compliant condition by the head coach. This must be completed before that archer begins or resumes competition.
- 3.3.19. Loaner Bows: Archers are expected to bring their own NASP® bows. A few 'loaner' bows will be available in case of equipment failures.
- 3.3.20. Coaches should be prepared to complete timely repairs if necessary (spare arrow rest, serving material or spare bow). The tournament will remain on schedule.

#### 3.4. Arrows:

- 3.4.1. Only the original Easton aluminum 1820 arrows approved for NASP® may be used.
- 3.4.2. At National, Open and Championship Only - Tournament officials will provide 5 NASP® arrows in each archer's floor quiver.
  - 3.4.2.1. These provided arrows are loaners and remain the property of NASP® after the student's use.
  - 3.4.2.2. Arrows provided may have been shot in prior flights.
- 3.4.3. If the archer provides personal arrows, they must be official NASP® arrows.
- 3.4.4. The length of the arrow shaft must be the standard NASP® length.
- 3.4.5. If personal arrows are used, a readily accessible supply of replacements must be on hand. Once the flight begins all arrows will remain forward of the waiting line unless being replaced.
- 3.4.6. Arrow nocks must be the Easton N nocks currently used by Easton in the production of the 1820 aluminum Genesis arrows.
- 3.4.7. Arrow points must be the NASP® standard; glue-in, cone shaped and weighing 60 grains.



- 3.4.8. Arrow vanes must be 3 soft plastic, 2.5-3.0" long and between .4-.6" in height and attached to the shaft or wrap with a straight off set of approximately 1.5 degrees. Vanes may be of any brand or shape but must be within the listed dimensions
- 3.4.8.1. New Archery Products (NAP), the maker of the Genesis bow arrow rest, has developed a replacement vane system for NASP®. This system will be permitted in NASP® schools and tournaments. It meets our dimension specifications outlined in 3.4.8. above. It is called "NASP® SPEEDFLETCH (patents: 7,955,2901 & 6,142,896). This vane system will have the NASP® logo marking the index vane.
- 3.4.9. Personal arrows must have vanes marked for identification.
- 3.4.10. The arrow shaft may be marked, crested, wrapped, or taped above the mid-point (towards the nock) for identification. The crest (NASP-Genesis label) must remain visible and readable.
- 3.4.10.1. An arrow wrap is a small piece of unweighted self-adhesive vinyl that is wrapped around the rear of the arrow to coat the shaft in a very low weight plastic sleeve. The function of an arrow wrap is to provide an excellent surface for vane adherence.
- 3.5. **Accessories:** Very few accessories are allowed in NASP®
- 3.5.1. Archers may wear finger tabs, tape, or gloves to protect draw-hand fingers. This includes "5-finger" gloves like golf and batting gloves. Unmodified golf or batting gloves may also be worn on the bow hand. **Finger tabs designed for anything other than finger protection, including markings, are disallowed.**
- 3.5.2. Finger protection devices similar to the "No Glove" and devices made by other manufactures may be placed on the bowstring, but these must be without locator buttons (also known as kissers buttons) discs or aiming aids.
- 3.5.3. Heat shrink tubing may be placed on the bowstring to reduce finger strain, but the tubing must cover the entire center serving above and below the nock locator(s).
- 3.5.4. Archers may wear arm guards and chest protectors.
- 3.5.5. Archers may wear eye patches, glasses, or tape on glasses.
- 3.5.6. Finger or wrist slings are allowed.
- 3.5.6.1. Wrist slings may be attached with standard bolt (one inch or less in length) with a head size not to exceed 1/2" X 1/2" (one half inch thick, one half inch wide).
- 3.5.6.2. Any mounts or brackets used for a wrist sling must be non-rigid and may extend no more than 1/2" (one half inch) in any direction from the riser.
- 3.5.6.3. A Leather "yoke" may be used to attach the sling to the bow, but **a metal yoke would be considered rigid and disallowed.**
- 3.5.6.4. Finger slings are only to be put in place once the 1 whistle command to shoot is provided.
- 3.5.7. Mechanical release aids are prohibited.
- 3.5.8. The bow must remain free of any devices designed to dampen vibration.
- 3.5.9. Potential special allowances for physically challenged archers are evaluated on a case-by-case basis. While participation by the challenged archer is important, other competitors must not be negatively impacted. Commonly approved allowances include:
- 3.5.9.1. Wheelchairs are permitted if needed.
- 3.5.9.2. In the case of hearing or visually impaired archers, a coach or parent may provide assistance at the shooting line. A lane official must be alerted before shooting begins.
- 3.5.9.3. Mouth tabs are permitted for archers whose physical challenges make drawing the bowstring impossible.
- 3.5.9.4. Archers who use crutches may shoot from a chair or have coach assistance to stand.
- 3.5.10. Emotional support animals will be allowed by NASP® in the spectator area of the event **(if permitted by the host facility).** Emotional support animals must stay off NASP® ranges. If the animal creates a distraction of any type to the participants or spectators, the handler will be asked to remove the animal from the spectator area and possibly from the facility. **Kentucky: The owner/handler of the animal takes full responsibility for the animal's actions.**

At official discretion, any bow, arrow, or accessory may be subjected to inspection, including dismantling and weighing. Anyone found using disallowed equipment or modifications will forfeit awards and be disqualified. Disqualification may affect their team's rank.

## 4. Competitive Format

NASP® competitions are designed to be extensions of the in-school curriculum. Tournaments emphasize safety, sportsmanship, and indoor application.

### 4.1. Range Set-Up:

- 4.1.1. Target butts will be placed directly on the floor (or factory bases) similar to the height of school butts.
- 4.1.2. Target faces will be placed on the target butts so that the bottom edge is touching the floor or as close to the floor as possible.
- 4.1.3. Targets faces (paper) will be NASP® 80 cm FITA face with 10 scoring rings.
- 4.1.4. The target line will be approximately 2 yards or meters from the target butts.
- 4.1.5. There will be 10-meter (32' 10") and 15-meter (49' 2") shooting lines.
- 4.1.6. The waiting line will be at least 4-5 yards or meters beyond the 15-meter shooting line.
- 4.1.7. A 'Coach's Alley' will be delineated between the waiting line and spectators. Only Coaches with the appropriate wrist band or tournament credentials are permitted in Coach's alley.
- 4.1.8. Spectator seating will be placed as close as possible behind the waiting line.
- 4.1.9. Shooting lines will support 5-foot-wide shooting lanes accommodating 2 archers per lane.
  - 4.1.9.1. The shooter's label will indicate with "Left" or "Right" which half of the 5' wide shooting lane each archer is assigned.
    - 4.1.9.1.1. Placement of any items or marks on the floor or target as a reference or aiming point is prohibited.
    - 4.1.9.2. Shooters occupying a lane will be from different schools where possible.
    - 4.1.9.3. Coach's assigned to a group of lanes for their team can move archers within their assigned lanes if needed. But must indicate a lane change on the score cards. Archer must still occupy the same side (L or R) of the lane as was assigned to the team and each lane should still have archers from two different schools.
    - 4.1.9.4. Solo shooters will be combined where possible to promote integrity.

### 4.2. Whistle Signals: NASP® whistle commands will be used to operate the range.

- 4.2.1. 5+ whistles for an emergency
- 4.2.2. 2 whistles to 'get bow'
- 4.2.3. 1 whistle to 'shoot'
- 4.2.4. 3 whistles to 'go get arrows'




### 4.3. Arrow Handling and Movement About the Range: NASP® safety rules must be followed.

- 4.3.1. Archers must walk when moving about the range.
- 4.3.2. Archers must have one foot on each side of the shooting line with 'bows on toes' before shooting begins.
- 4.3.3. While shooting, the archer must straddle the shooting line with the non-target foot behind the back edge of the shooting line. NO PART of the shooting line will be covered by the archer's foot.
- 4.3.4. The tournament-provided arrow quiver must be placed ON the shooting line in FRONT of the archer.
- 4.3.5. Shooter and quiver must remain in each archer's half of the assigned lane when on the shooting line. No part of the archers' body or the quiver may cover, or be past, their lane marks.
  - 4.3.5.1. Crowding across the middle of the lane, or into an adjacent lane, is unsportsmanlike conduct.
  - 4.3.5.2. Crowding is defined as any part of the archer's body or equipment extending past the 30-inch area assigned to the archer.



**Archers must remain entirely within their half of the lane.**

4.3.5.3. The quiver must remain on the shooting line and within 30-inch area assigned to the archer.



4.3.6. While both archers may approach the target when scoring, only one archer may remain at the targets when arrows are pulled. The other archer must be safely behind the target line while arrows are being pulled from the target.



**When pulling arrows, only one archer may be forward of the Target Line. All archers must remain standing.**

4.3.7. Archers must remain on their feet (standing or squatting) and off their knees when **scoring and pulling arrows**.

4.3.8. Arrow points must be covered with one hand and shafts grasped below the vanes with the other hand when walking with arrows. **Kentucky: All archers will carry arrows with two hands as stated when walking on the range.**

#### 4.4. Order of Shooting:

4.4.1. The archer must nock, pre-draw, draw and aim in a manner that keeps the arrow pointed safely towards the target throughout the process. (below the top of the backstop curtain, and away from the floor). **Kentucky: The arrow should never point toward the top of the curtain.**

4.4.2. Archers will shoot one practice end of 5 arrows and 3 scoring ends of 5 arrows at 10 meters.

4.4.3. Archers will shoot one practice end of 5 arrows and 3 scoring ends of 5 arrows at 15 meters.

4.4.4. Archers will have 2 minutes to shoot each 5-arrow end.

4.4.5. Dropped arrows will be left on the floor and replaced by a range official.

4.4.6. An arrow that bounces off the target may be shot again as instructed by range officials. Except for practice ends.

4.4.7. Replacement arrows will only be provided for bounce outs on scoring ends. Practice bounce outs will remain as shot.

4.4.8. An arrow that reaches the target line without hitting the target is considered a shot rather than a dropped or bounced-out arrow and will be scored zero points.

- 4.4.9. If an archer is unable to safely use the equipment and follow range protocols that archer may be removed from the competition.
- 4.4.10. If the archer's draw weight and draw length are not sufficient to perform on par with other archers in the tournament, the archer may be removed. Shot arrows that fail to reach or stick in the target butts are symptomatic of insufficient performance.
- 4.4.11. After shooting the last arrow, the archer must immediately leave the shooting line, rack the bow, and return behind the waiting line. This is NASP®-specific range management protocol.
- 4.4.12. Lost vane, arrow rest damage or failure, broken nock - if any occur during the release of an arrow and that arrow makes it to the target line and doesn't bounce off of the target, it is a shot arrow.

#### 4.5. Coaching:

- 4.5.1. A team is limited to 3 coaches in Coaches Alley during the flight. Individual groups may have 1 coach in Coaches Alley.
  - 4.5.1.1. Any coach in Coaches Alley must have a coach's wrist band or tournament credentials identifying them as the appropriate NASP® coach.
  - 4.5.1.2. At least one coach must be immediately available and located with his or her team lanes while the team is shooting in case they are needed. Coaches must display positive sportsmanship while in this alley.
- 4.5.2. Coaches of special needs archers may be allowed (with prior approval of range officials) to stand with the archer on the shooting line. However, they must do so safely and without distracting the other archers.
- 4.5.3. Coaches must withhold coaching and communication with their archer while the archer is on the shooting line. Such communication may only take place when the archer is up range of the waiting line.

#### 5. Scoring:

- 5.1. Only archers and tournament officials will be allowed downrange of the waiting line.
- 5.2. All arrows should be scored before any arrow or the target's face is touched.
  - 5.2.1. Moving the target face to affect an arrow's score is a violation of 5.2.
  - 5.2.2. Moving or pushing an arrow into the target face to affect an arrow's score violates 5.2.
- 5.3. Beginning in the center of the target, scoring rings are 10, 9, 8, 7, 6, 5, 4, 3, 2, & 1.
  - 5.3.1. An arrow **shaft** touching a scoring ring line is awarded the higher point value. In the picture below the gold arrow is scored a 10 because the shaft touches the line. The black arrow is a 9 because the shaft does not touch the scoring line, only the hole made by the shaft touches.



**The blue shaft is a “9”.**  
**The gold shaft is a “10”.**

- 5.3.2. An arrow outside all scoring rings is awarded '0' points.
- 5.3.3. If the target face is so shot up that the scoring ring cannot be determined, even by the lane official, the target face should be changed.



**This target face should be changed.**

- 5.3.4. The 'X' ring in the center of the 10 is simply scored as a 10.
- 5.3.5. An arrow that 'robin-hoods' (sticks in the back of another arrow) receives the value of the arrow in the target.
- 5.3.6. An arrow that deflects off another arrow and sticks in the target is scored where it sticks.
- 5.3.7. An arrow that deflects off another arrow and fails to stick in the target is treated as a bounce out.
- 5.3.8. An arrow that skips off the floor and imbeds in the target is scored where it sticks.
- 5.3.9. An arrow that skips off the floor and bounces off the target is treated as a bounce out.
- 5.3.10. An arrow that sticks in the target but falls completely out as shooting continues is treated as a bounce-out and a replacement arrow may be shot
- 5.4. Each lane should have two archers, one in the **left** half of the lane and the other in the **right** half of the lane.
- 5.5. Scannable (bubble-type) scorecards will be used. Archers should practice with this type of scorecard before coming to the tournament. [CLICK HERE](#) for a practice scorecard.
- 5.6. Both archers' scorecards will be on the same score board.
  - 5.6.1. The score board will be placed on the target line.
    - 5.6.1.1. The score board may be placed anywhere on the target line within the archers' lane.
- 5.7. Both archers will walk to the target in their lane to record arrow scores.
  - 5.7.1. One or both archers may approach the target face to score arrows.
  - 5.7.2. **OFFICIAL SCORING PROTOCOL:** One archer will CALL and BUBBLE the other archer's arrow.
    - 5.7.2.1. The scorecard has a "Check-Box" to the right of each 5-arrow end.
      - 5.7.2.1.1. The archer should check this box indicating he or she has examined each 5-arrow end to make sure the score has been correctly entered.
      - 5.7.2.1.2. Also check to assure that ALL ARROW VALUES are bubbled.
  - 5.7.3. Then the archers will reverse roles.
  - 5.7.4. If archers cannot agree on an arrow's score, a range official must be asked for the final decision.
  - 5.7.5. Only range officials may have erasers on the range. If the archer needs a score erased, the official will perform the task. The lane official will document such action on the back of the scorecard.
  - 5.7.6. After both archers are satisfied that arrow values have been accurately recorded, scores are considered final.
  - 5.7.7. One archer will move safely behind the Target Line while the other archer pulls his/her own arrows.
  - 5.7.8. Then the archers will reverse positions, one behind the Target Line while the other pulls his/her own arrows.
  - 5.7.9. At the conclusion of the flight both archers must sign the scorecard.
    - 5.7.9.1. If an archer fails to sign his/her scorecard, the scorecard will be considered approved and final.
    - 5.7.9.2. The archer represented by the unsigned scorecard will not be disqualified for neglecting to sign.
- 5.8. Scorecard deficiencies may be found in the scoring room:
  - 5.8.1. Scorecard has more than one value on a scoring line. The higher value will be erased.
  - 5.8.2. Scorecard has more than one value on a scoring line but there is a blank line among the 5 scoring lines. One of the double values will be moved to the blank line.
  - 5.8.3. A scoring line is blank. Except in 5.8.2 above, the blank line will be scored zero.

- 5.9. An archer's score may only be counted for a single team. The score will also be used to determine the archer's individual placement.
- 5.10. Range officials will gather signed scorecards after each flight at the target.
- 5.11. Disqualification may occur if an archer takes the scorecard up-range of the 10-meter shooting line or to the coach or other unofficial person(s).
- 5.12. If an archer observes another recording a false score, a range official **must** be alerted.
- 5.13. Summation of the team's highest 12 individual scores, with at least 4 of both genders, will comprise the team score. For single gender schools, all 12 individual scores will be from a single gender.

## 6. Ties Breakers

### 6.1. Individual Ties:

- 6.1.1. First by the computer by comparing total score, then # of 10's, 9's, 8's, and so on.
- 6.1.2. If ties remain, only those individuals tied for overall female and overall male archers will shoot-off to break the ties (this includes ties for overall runner-up). All other ties will remain and will receive duplicate awards.
- 6.1.3. Overall and runner-up female and male individual ties will be broken with a shoot-off that will take place prior to the awards ceremony. KEEP YOUR BOW NEAR BY! Archers absent for tie breaking will be awarded the lower rank
- 6.1.4. The shoot-off will consist of:
  - 6.1.4.1. A 5-arrow warm-up end at 15 meters.
  - 6.1.4.2. Then a 5-arrow end competitive end at 15 meters.
  - 6.1.4.3. If the tie persists, a single arrow shot from 15 meters, closest to the middle of the target's center will break the tie.

### 6.2. Team Ties:

- 6.2.1. Team ties, if they occur, will be broken.
- 6.2.2. First by the computer by comparing total score, then # of 10's, 9's, 8's, and so on.
- 6.2.3. If necessary tied teams will select one male and one female archer from their teams.
  - 6.2.3.1. These two archers from each team will shoot a 5-arrow warm-up end at 15 meters and then a 5-arrow scoring end at 15 meters.
    - 6.2.3.1.1. Combined scores of both boy and girl team members will be compared to break the tie.
    - 6.2.3.1.2. If the tie persists both the boy and girl from each team will shoot a single arrow at the same target. The arrow closest to the center of the target will win the tie.

## 7. Dress Code - NASP® tournaments are an extension of the educational experience

- 7.1. It is important that students remain safe and comfortable. Therefore, all student archers must wear close-toed shoes. (Bare feet and sandals are disallowed)
- 7.2. All coaches should make sure their student archers adhere to their school's dress code at the tournament except for the total ban of open-toed shoes above in 7.1.
  - 7.2.1. It is the coaches and archers' responsibility to keep everything out of the path of the bow string. Loose clothing, hair, jewelry (including facial jewelry) may pose a risk to the archer and those around them.
- 7.3. Use of personal music playing devices, ear buds and headphones are prohibited on the range.
  - 7.3.1. Ear plugs to block distractions are permitted as long as the archer remains able to hear and follow range commands.
  - 7.3.2. Ear plugs must be free of any strings or wires
- 7.4. Archers cell phones must be silenced during their competitive flight. Also; all communication via the phone must be suspended during their flight.

8. **Sportsmanship:** Archers, coaches, volunteers, and spectators are expected to respect others. Acts of unsportsmanlike conduct will result in disqualification and or removal from the event. These are a few examples of unsportsmanlike conduct:
  - 8.1. Purposefully disturbing another archer with excessive touching or talking



- 8.2. Failure to follow lane official direction
- 8.3. Physical or verbal abuse of any person at the event
- 8.4. Attempts to cheat include:
  - 8.4.1. Using disallowed equipment
  - 8.4.2. Improper call-out of arrow value.
  - 8.4.3. Improper bubbling of arrow value.
  - 8.4.4. Erasure of anything on the scorecard. Only lane officials may use erasers.
- 8.5. Behavior considered disruptive, unsafe, offensive, or otherwise inappropriate may result in disqualification and or expulsion of the archer, coach, and observers. Examples include:
  - 8.5.1. Intentional or repeated bumping of another archer or archer's bow.
  - 8.5.2. Encroaching beyond the archer's assigned half of the 30" in the shooting lane.
  - 8.5.3. Ignoring the L vs. R assignment in the shooting lane.
  - 8.5.4. Vulgar or otherwise offensive language used while shooting or on shirts or banners.
- 8.6. The use or possession of drones or other flying devices is prohibited at all NASP® events. Rare use may be granted to select media outlets through advanced application to NASP® officials.

## 9. Protest Procedure

- 9.1. Coaches may visit the scoring area following the conclusion of each flight.
- 9.2. Only the officially registered coach of the team or individual may register a protest.
- 9.3. The scoring area team leader must receive any protest prior to the start of the awards ceremony.
- 9.4. Protests may concern an archer or team score or equipment compliance.
- 9.5. Video or other photographic evidence regarding the protest will not be considered.
- 9.6. Rule clarification or suggestions may be provided by going to "Contact" at: [www.naspschools.org](http://www.naspschools.org)

## 10. Awards (will vary at local tournaments, state qualifying, and regional tournaments)

- 10.1. One team trophy will be awarded to the 1st, 2nd, and 3rd place teams in each of 3 divisions.
- 10.2. Each 1st thru 3rd place teams' members + up to 2 coaches will also receive a medal.
- 10.3. Plaques, and medals will be awarded to 1st - 5th place individual boys & girls in the elementary, middle & high school divisions. Individuals tied for 1<sup>st</sup> through 5<sup>th</sup> place will receive duplicate awards.
- 10.4. Individual boy and girl champions in each division will be awarded a Genesis Bow.
- 10.5. Additional prizes may be awarded teams and individuals as they are available.
- 10.6. **(Kentucky: top 10 scoring senior males and top 10 scoring senior females will receive \$1000 post-secondary scholarship)**

## 11. NASP® All-American Academic Team: The final scores from the Eastern and Western NASP® National will be combined. The top 24 scoring archers in each division from those combined scores, who are registered with NASP® as Academic Archers, will be named to the *NASP® All-American Academic Team*".

- 11.1. Archer's are registered by their teacher according to criteria provided on the NASP® website. Academic Archers must be registered **before April 1** each year.
- 11.2. The Academic Archer indicator box must be checked on the National Tournament registration, for All-Academic Team eligibility. **We assign this responsibility of cross checking the archer's AA status to the teacher or coach.**

## 12. United States NASP® All-Star Team: Final scores from the Eastern and Western NASP® National will be combined. The top 16 National Tournament archers from those combined scores, with at least 4 of the opposite gender, will be named to the US NASP® All-Star Team. This designation will be noted in a press release and on the NASP® website.